

# ಲೋಕೋಪಯೋಗಿ ಇಲಾಖೆ

## Public Works Department

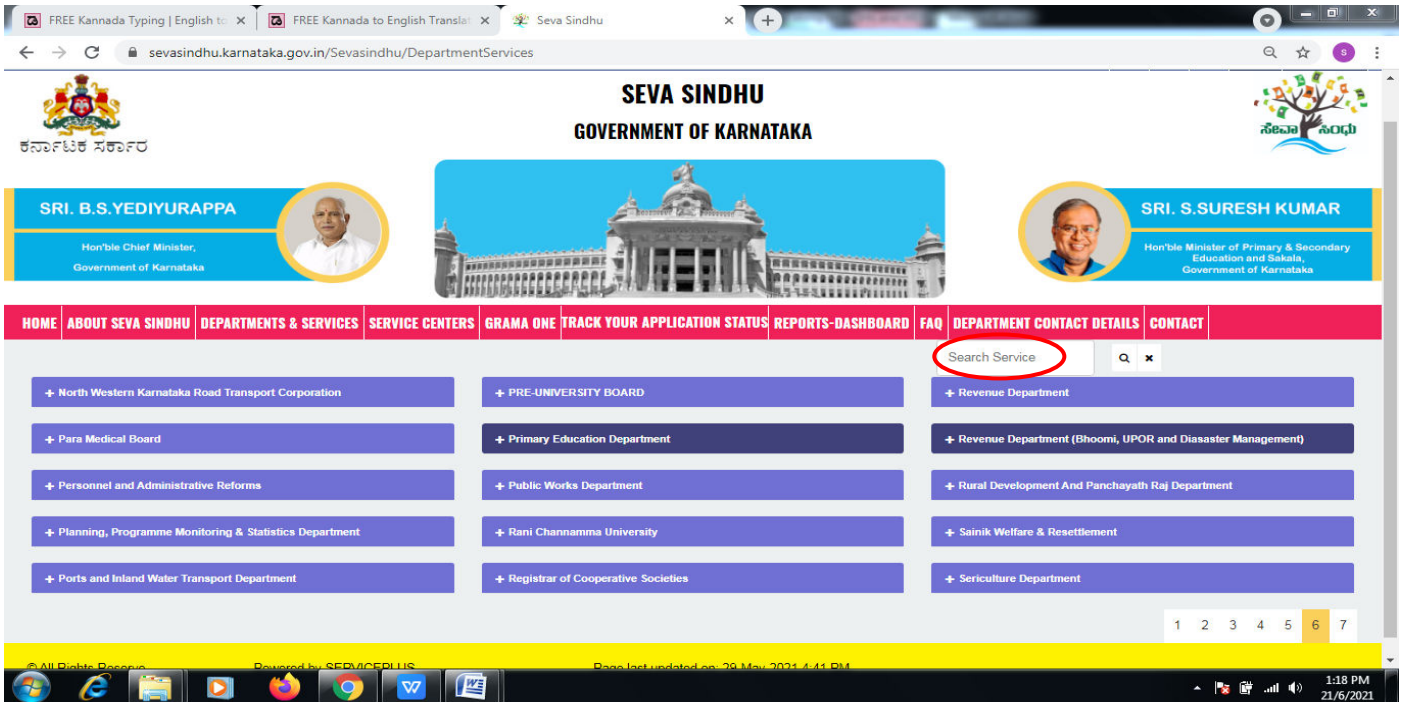
ರಾಷ್ಟ್ರೀಯ ಹೆದ್ದಾರಿಗಳು, ರಾಜ್ಯ ಹೆದ್ದಾರಿಗಳು ಮತ್ತು ಪ್ರಮುಖ ಜಿಲ್ಲಾ ರಸ್ತೆಗಳಲ್ಲಿ ರಸ್ತೆಕಡಿತಕ್ಕೆ ಅನುಮತಿ ಪಡೆಯಲು ಅರ್ಜಿ.

Application to get Permission for Road Cutting on National Highways, State Highways and Major District Roads.

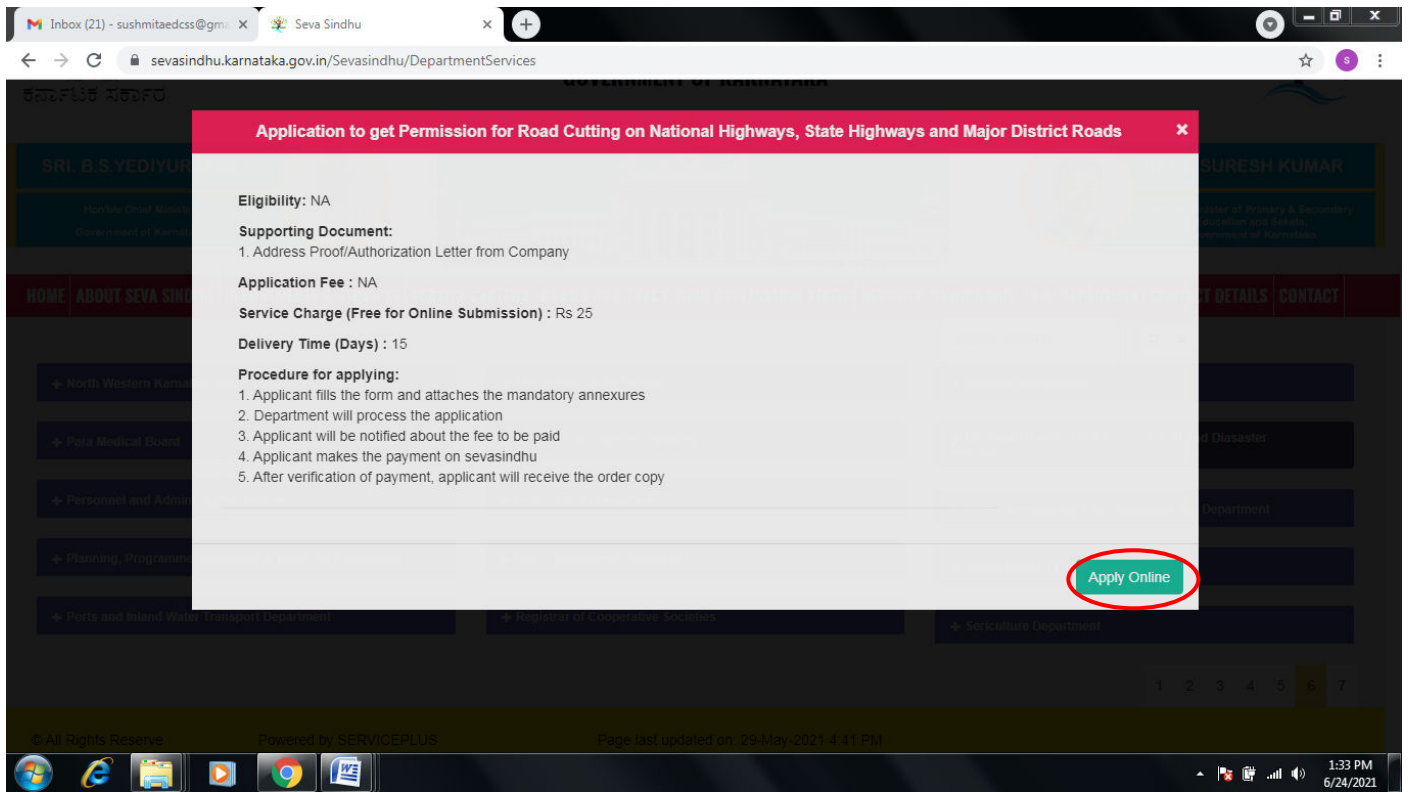
Step 1: Go to [sevasindhu.karnataka.gov.in](http://sevasindhu.karnataka.gov.in) website and click on **Departments & Services**.



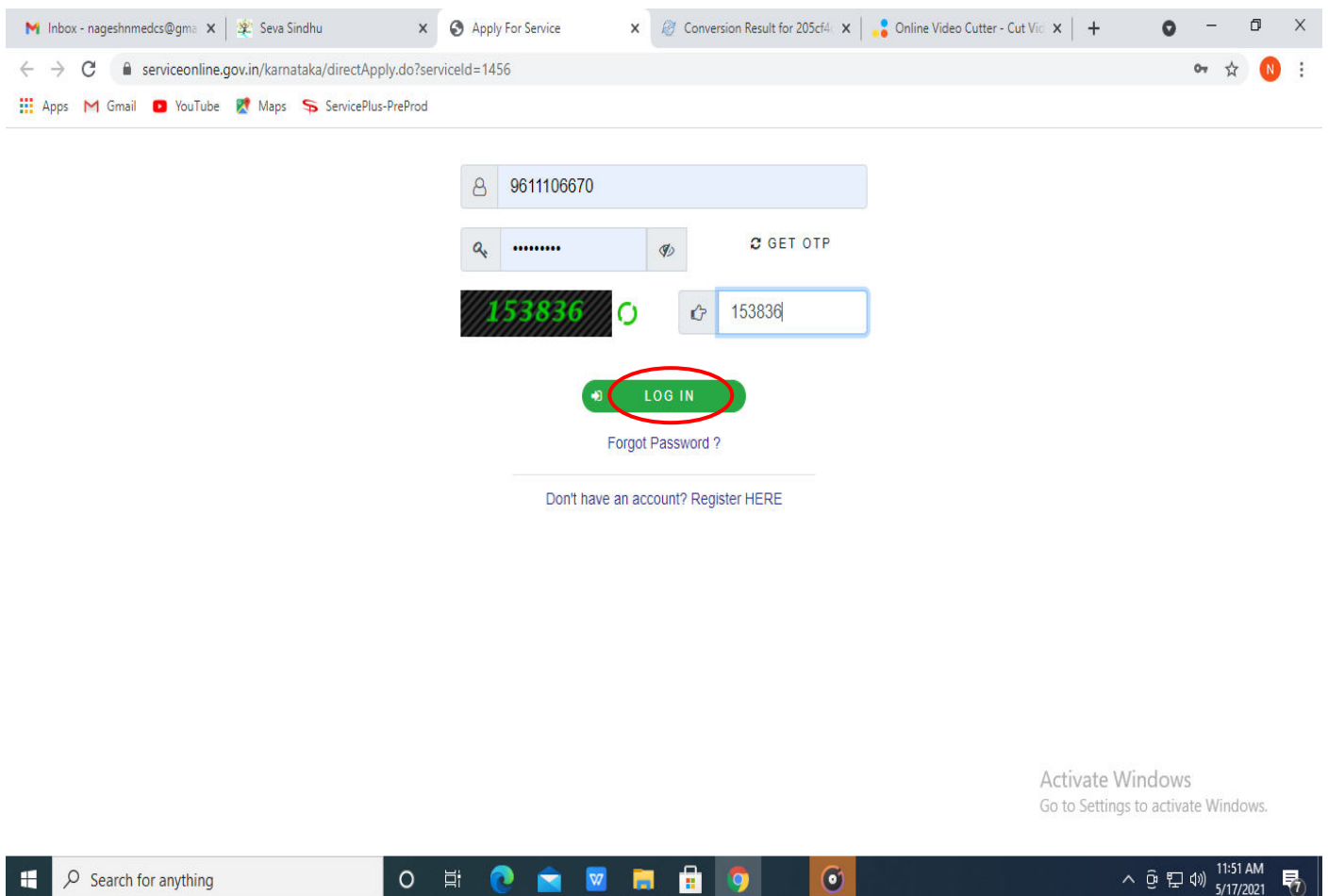
Step 2: Click on **Public Works Department** and select **Application to get Permission for Road Cutting on National Highways, State Highways and Major District Roads**. Alternatively, you can search for Application to get Permission for Road Cutting on National Highways, State Highways and Major District Roads in the **search option**.



### Step 3 : Click on **Apply only**



### Step 4: Enter the username, password/OTP, captcha and click on **Log In** button.



## Step 5: Fill the Applicant Details.

The screenshot shows a web browser window with the URL `serviceonline.gov.in/karnataka/renderApplicationForm.do?serviceId=3350001&applySource=home&UUId=6fa43e17-912e-4e2a-b91d-f728059e68e2&mobileEnabl...`. The page title is "ಕರ್ನಾಟಕ ಲೋಕೋಪಯೋಗಿ ಇಲಾಖೆ" (Karnataka Public Works Department). The main heading is "Application To Get Permission For Road Cutting On National Highways, State Highways And Major District Roads".

The "Applicant Details" section contains the following fields:

Applicant Name *	Raj
Mobile Number *	8884567892
Email Id	raj@gmail.com
Address	
Address Line 1 *	Badami
Address Line 2	Badami
Address Line 3	Badami
Country *	India
State *	KARNATAKA
District *	BALLARI

The Windows taskbar at the bottom shows the time as 8:49 AM on 14/6/2021.

## Step 6: Verify the details. If details are correct, select the **checkbox ("Yes")** & **Submit**.

The screenshot shows the next step in the application process. The URL is `serviceonline.gov.in/configureka/renderApplicationForm.do?serviceId=15250001&UUId=cddc4a1-c5d9-458d-bf5c-514a343b2b3e&OWASP_CSRFTOKEN=435M-IJDE-AI6F-17LP...`. The page title is "Inbox - nageshmedic".

The "Declaration/ಘೋಷಣೆ" section contains the following text:

I hereby declare that the information given in this application is true and correct to the best of my knowledge and belief.

I Agree \*

The "Additional Details" section contains the following field:

Apply to the Office *	University Office(Higher Education Universities- Bangalore University ) - Rural/Urban
-----------------------	---

The "Word verification" section contains the following text:

Word verification

**jw62ka**

Please enter the characters shown above

The Windows taskbar at the bottom shows the time as 10:47 AM on 5/24/2021. The "Submit" button is circled in red.

**Step 7:** A fully filled form will be generated for user verification,if have an corrections click on **Edit** option, otherwise processed to **Attach annexure**.

Application not yet submitted. To proceed click on the appropriate button available at the bottom of this page

**Applicant Details**

Applicant Name :	sangamesh Revadi
Mobile Number :	8150942643
Email Id :	sangameshrevadi123@gmail.com
Address Line 1 :	Bagalkot
Address Line 2 :	Karnataka
Country :	India
State :	KARNATAKA
District :	BAGALKOTE
Postal / Zip Code :	560021

**Details of the location for which permission requested**

District :	BAGALKOTE
Location :	Bagalkot
Road Name :	sector no 28
Length (in mtrs) :	2
Chainage From :	3
Chainage To :	56
Purpose of Road Cutting :	5
Division Office :	Bagalkot
Sub Division Office :	Bagalkot

**Step 8 :** Click on **Attach annexures**.

Purpose of Road Cutting : 5  
Division Office : Bagalkot  
Sub Division Office : Bagalkot

**Declaration/ಘೋಷಣೆ**

I hereby declare that the particulars furnished in this form are true to the best of my knowledge/ಈ ಅರ್ಜಿಯಲ್ಲಿ, ನಾನು ಒದಗಿಸಿರುವ ಎಲ್ಲಾ ವಿವರಗಳು ಸತ್ಯವಾಗಿರುತ್ತವೆ ಎಂದು ಘೋಷಿಸುತ್ತೇನೆ.

I Agree : Yes

**Additional Details**

Apply to the Office : PWD Taluk Office(PWD Taluks- Bagalkot )

Draft Reference No : Draft\_PW001S/2021/00014

28/5/2021 03:24:32 IST http://serviceonline.gov.in/karnataka

[Attach Annexure](#) [Edit](#) [Cancel](#) [Click here to initiate new application](#)

MINISTRY OF PANCHAYATI RAJ  
GOVERNMENT OF INDIA

Digital India  
POWER TO EMPLOY

data.gov.in  
Open Government Data (OGD) Platform India

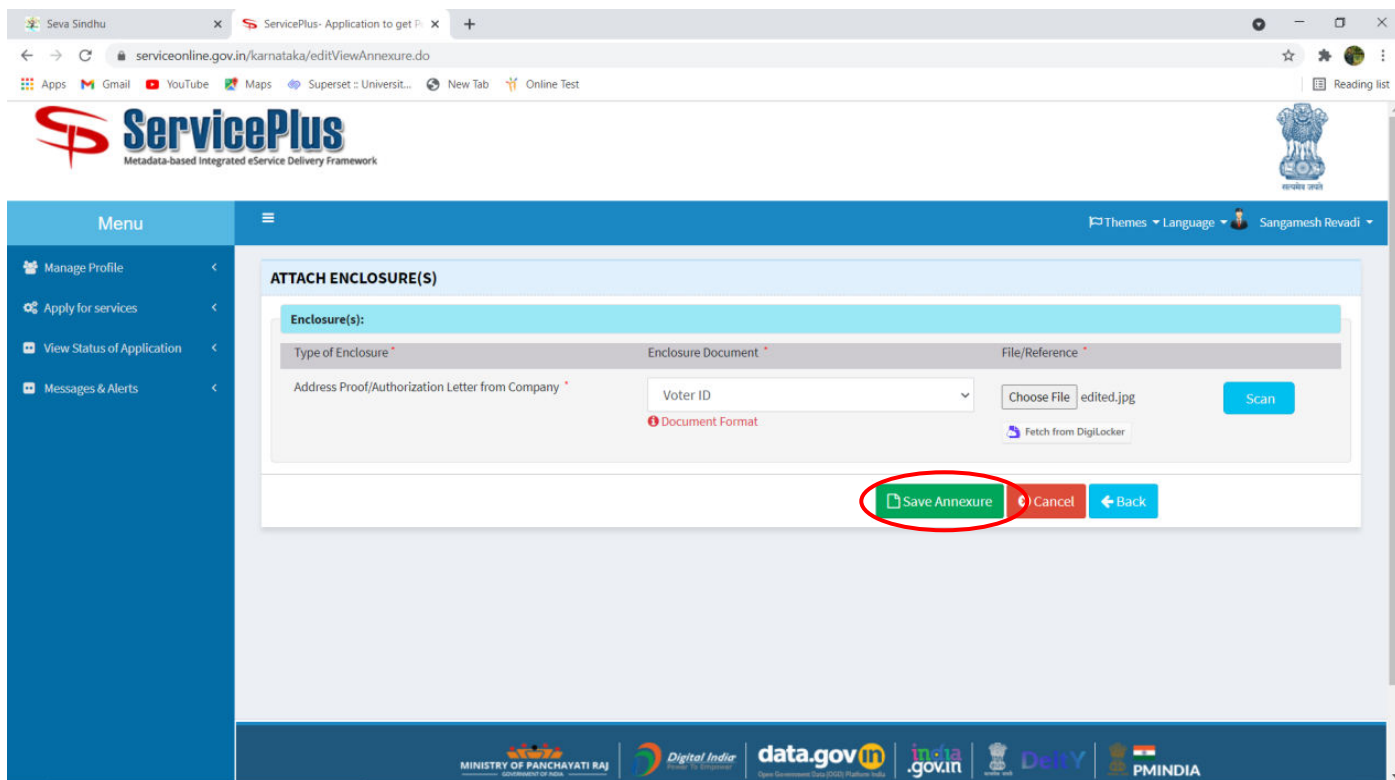
india.gov.in  
www.india.gov.in

Delhi  
www.delhi.gov.in

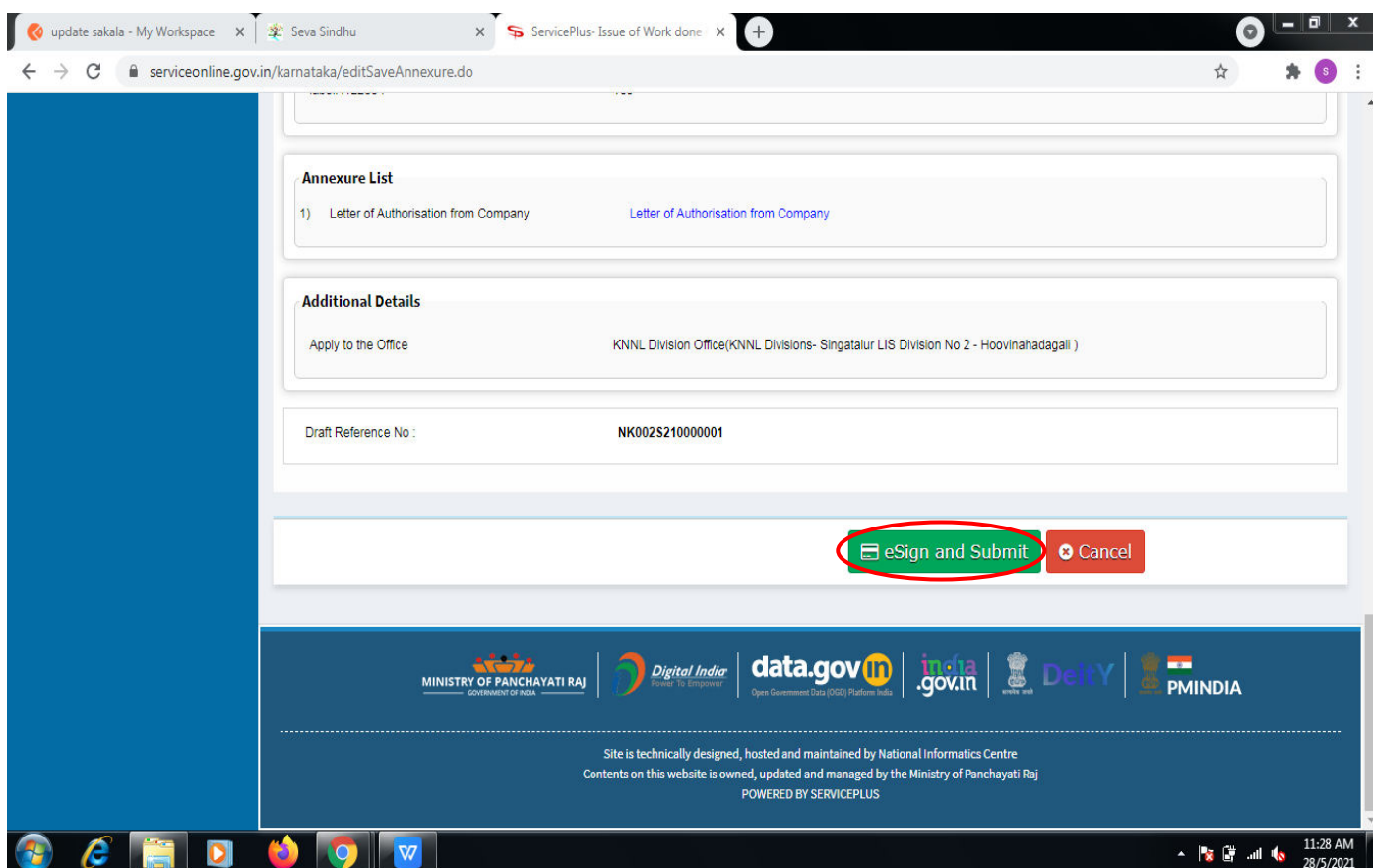
PMINDIA  
www.pmindia.gov.in

Site is technically designed, hosted and maintained by National Informatics Centre  
Contents on this website is owned, updated and managed by the Ministry of Panchayati Raj  
POWERED BY SERVICEPLUS

**Step 9:** Attach the annexures and click on **save annexures**.



**Step 10:** Saved annexures will be displayed and click on **eSign and Submit** to proceed.



**Step 11 :** Click on I agree with above user consent and eSign terms and conditions and Select authentication type to continue and click on **OTP**.

Consent Authentication Form

I hereby state that I have no objection in authenticating myself with Aadhaar based authentication system and consent to providing my Aadhaar number along with the authentication details for the purposes of availing "Private Building Valuation" by eSigning Application form and Enclosure(s). I understand that the OTP I provide for authentication shall be used only for authenticating my identity through the Aadhaar Authentication system, for obtaining my e-KYC through Aadhaar e-KYC service and for the issuance of Digital Signature Certificate (DSC) for this specific transaction and for no other purposes. For the creation of DSC, I understand that the options that I have chosen are the ones that shall be populated in the DSC generated by the CA and I provide my consent for the same. I also understand that the following fields in the DSC generated by the CA are mandatory and I give my consent for using the Aadhaar provided e-KYC information to populate the corresponding fields in the DSC.

1. Common Name (name as obtained from e-KYC)
2. Unique Identifier (hash of Aadhaar number)
3. Pseudonym (unique code sent by UIDAI in e-KYC response)
4. State or Province (state as obtained from e-KYC)
5. Postal Code (postal code as obtained from e-KYC)
6. Telephone Number (hash of phone as obtained from e-KYC)

I understand that ServicePlus shall ensure security and confidentiality of my personal identity data provided for the purpose of Aadhaar based authentication.

I agree with above user consent and eSign terms and conditions

Select authentication type to continue

**OTP** Download Document

**Step 12 :** Enter Aadhar Number and click on get OTP.

Ministry of Electronics and Information Technology  
Government of India

Digital India  
Power To Empower

सी डैक  
CDAC  
Centre for Development of Advanced Computing

You are currently using C-DAC eSign Service and have been redirected from

Hastakshar  
C-DAC's eSign Service

**Aadhaar Based e-Authentication**

Enter Your Virtual ID / Aadhaar Number [Get Virtual ID](#)

Enter Your Aadhaar OTP [View Document Information](#)

**Get OTP** Cancel [Not Received OTP? Resend OTP](#)

Activate Windows  
Go to Settings to activate Windows.

## Step 13 :Enter OTP and click on Submit

You are currently using C-DAC eSign Service and have been redirected from

**Aadhaar Based e-Authentication**

472245377750 [Get Virtual ID](#)

.....

I have read and provide my [consent](#) [View Document Information](#)

**Submit** **Cancel** [Not Received OTP? Resend OTP](#)

Activate Windows  
Go to Settings to activate Windows.

**Step 14:** After payment is successful, acknowledgement will be generated. Acknowledgment consists of applicant details and application details for applicant's reference.

**ACKNOWLEDGEMENT**

**ಕರ್ನಾಟಕ ಸರ್ಕಾರ**

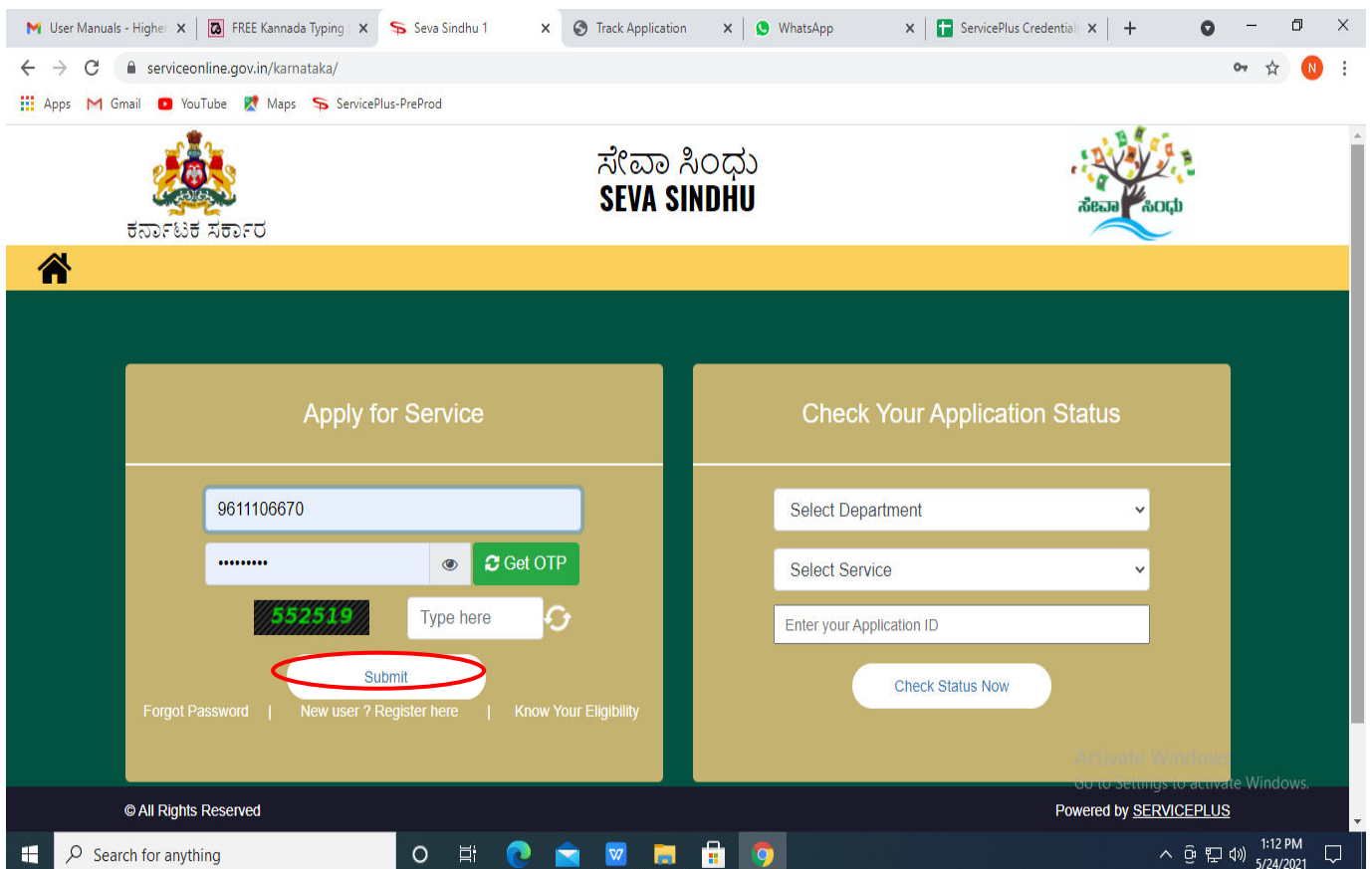
**Sakala Acknowledgement/ಸಕಾಲ ಸ್ವೀಕೃತಿ**

Office Name /ಕಛೇರಿ ಹೆಸರು	Department of Higher Education	
Sakala No/ಸಕಾಲ ಸಂಖ್ಯೆ	HE003S210000022	
Application Date /ಅರ್ಜಿಯ ದಿನಾಂಕ	12/05/2021	
Service Requested /ವಿನಂತಿಸಿದ ಸೇವೆ	Application for Duplicate Degree Certificate	
Applicant Name /ಅರ್ಜಿದಾರರ ಹೆಸರು	TERTETE	
Applicant Address /ಅರ್ಜಿದಾರರ ವಿಳಾಸ	564545	
Mobile No /ಮೊಬೈಲ್ ಸಂಖ್ಯೆ	3453453453	
Documents Submitted /ದಾಖಲಾತಿಗಳನ್ನು ಸಲ್ಲಿಸಿದ ಮಾಹಿತಿ	<b>Type of document(s)</b>	<b>Document(s) Attached</b>
	Applicant Photo	Applicant Photo
	Affidavit on Stamp paper of Rs.20/- signed by a Notary	Affidavit on Stamp paper of Rs.20/- signed by a Notary
	FIR Copy	FIR Copy
	All semester Marks Card	All semester Marks Card
Original Degree Certificate copy if available	Original Degree Certificate copy if available	
Payment Status /ಪಾವತಿ ಸ್ಥಿತಿ	Not Applicable/ಅನ್ವಯಿಸುವುದಿಲ್ಲ	Go to Settings to activate Windows.
Payment Mode /ಪಾವತಿ ವಿಧಾನ	Cash	

**Step 15 :** To download the certificate, go to the [sevasindhu.karnataka.gov.in](http://sevasindhu.karnataka.gov.in) and click on **Registered Users Login Here.**



**Step 16 :** Once the login page is open, enter your username, password/OTP, captcha and click on **Submit.**





**Step 17 :** Click on **View Status of Application --> Track application status**. Enter Application Reference Number (you can refer to Acknowledgment/SMS to get Application Reference Number) and click on **Get Data**.

The screenshot shows the ServicePlus web application interface. The browser address bar displays `serviceonline.gov.in/karnataka/citizenServiceList.do`. The page title is "View Status Of Application / Track Application Status". The "From Date" is set to 24/03/2021 and the "To Date" is 24/05/2021. The "App Ref No." field contains the value "ES002S210000027". A green "Get Data" button is highlighted with a red circle.

**Step 18 :** Check Current Status of the application. If it is delivered, Click on **Delivered**.

The screenshot shows the ServicePlus web application interface. The browser address bar displays `serviceonline.gov.in/karnataka/applicationTrackStatus.do`. The page title is "View Status Of Application / Track Application Status". The "From Date" is set to 24/03/2021 and the "To Date" is 24/05/2021. The "App Ref No." field contains the value "ES002S210000027". A green "Get Data" button is visible. Below the form, there is a table with the following data:

SNo	Service Name	Application Reference No	Submission Date	Due Date	Current Status
1	Application for Death Certificate	ES002S210000027	20/05/2021	21/05/2021	Delivered

The "View Status of Application" menu item is highlighted with a red circle, and the "Delivered" status in the table is also highlighted with a red circle.

**Step 19 :** Under Issue Document(s), click on **Output certificate**.

ServicePlus  
Metadata-based Integrated eService

Status of Application

Application Reference Number : ES002S210000027

Name of the Service : Application for Death Certificate

Applied By : Asha D J

Application due Date : 21/05/2021

S.No.	Task Name	Form Details	Issued Document(s)	Status	Remarks
1	Application Submission	<a href="#">View</a>	<a href="#">Acknowledgement</a>	Completed	NA
2	Push application data to DB	NA	Nil	Forwarded	<a href="#">View</a>
3	Callback Webservice	NA	<a href="#">Output Certificate</a>	Delivered	<a href="#">View</a>

Showing 1 to 1 of 1 Entries

Close

**Step 20 :** Permission for Road Cutting on National Highways, State Highways and Major District Roads. output certificate will be downloaded. You can print the certificate if required.

WPS Office

Application for Duplicate Degree Certificate

User Manual - Death Certificate

HE003S210000023.pdf

Home Insert Comment Edit Page Protect Tools

Hand Tool Select Tool Edit Text Edit Picture PDF to Office PDF to Picture Annotate 75% Rotate Auto Scroll Read Mode Background Screen Grab Find Highlight Note

Mangalore University

No: HE003S210000023  
Date: 24/05/2021

Sub: Approval of Issue of Duplicate Degree Certificate

We are pleased to inform you that the Duplicate Degree Certificate HE003S210000023 has been dispatched to your mailing address provided to the University

The Dispatch details are as follows:

Courier Name / Post: tet  
Dispatch Date: 24/05/2021  
Tracking ID: test  
Website address of the Courier / Speed Post: tes  
For any clarification please contact us.

Date: 24/05/2021 Registrar

Test Data - Test Data

Activate Windows  
Go to Settings to activate Windows.